

Online Issuance of PUC Certificate

(User Manual)

Ver 1.0

Transport Division

National Informatics Centre, HQ

Table of Contents

Table of Contents	1
Brief about application	3
What users at various levels can do?.....	3
1. PUC User	3
1.1 Registration	4
1.2 Logging-in into the system by PUC User	6
1.3 Issue PUC.....	6
1.4 Reports section	11
1.4.1 Reprint PUC Certificate	11
1.4.2 List of PUC Certificate Issued	12
1.5 Edit Profile.....	13
1.5.1 Edit Personal Details	13
1.5.2 Change Password	13
1.6 Logout	14
2. RTO User	15
2.1 Approve PUC User.....	15
2.2 Reports.....	16
2.2.1 Display PUC User	16
2.2.2 List of PUC Certificate Issued	16
2.3 Logout	17
3. State Admin User	18
3.1 Display PUC Details	18
3.2 Reports.....	20
3.2.1 Display PUC User	20
3.2.2 List of PUC Certificate Issued	20
3.3 Logout	21

Brief about application

This is a role-based application developed to have close watch on the functionality of PUC centres across the country by Transport Authority. This role-based application is being made available to PUC Centres, RTO and State Transport authorities.

Various roles in this application are:

1. PUC User : This is the role given to PUC centres registered under each RTO
2. RTO User : This role is at RTO level in each state
3. State Admin : Role is at state level Transport authority

What users at various levels can do?

1. PUC User

User can register themselves under any RTO. After the approval by RTO official with RTO role, PUC User can start using the system. Following are the activities that PUC User can do:

1.1 Registration

After approval by the respective RTO, he/she can perform following activities, after logging-in the system with the registered user id and password

1.2 Logging-in into the system

1.3 Issue PUC

1.4 Under Reports

1.4.1 Reprint PUC Certificate

1.4.2 List of PUC certificate Issued

1.5 Edit Profile

1.5.1 Personal Details

1.5.2 Change Password

1.6 Logout

1.1 Registration

- Visit the PUC website.
- Click on **Register New PUC User** as shown in **Figure 1**



Figure 1

Screen shown in **Figure 2** will appear

- Fill the details(State, Office, PUC Centre Name, PUC Centre Address, PUC Authorised Person, Mobile Number, Email Id, User Name, Password, Confirm Password, Enter Verification Code) properly and then Click **Register** button.

The screenshot shows the 'Register New PUC User' form. The form is titled 'Register New PUC User' and includes a note: '* All Fields mandatory'. The form is divided into two columns. The left column contains fields for: State (Delhi), PUC Centre Name (DEMO CENTER), PUC Centre Address (TEST, TEST 123456), Mobile Number (8010081102), User Name (demouser), Password (masked with dots), and Confirm Password (masked with dots). The right column contains fields for: Office (MALL ROAD), PUC Centre Code (DL0010006), PUC Authorised Person (KUNAL MAITI), Email Id (kunalmaiti@gmail.com), and Password (masked with dots). Below the form fields, there is a section for 'Enter Verification Code' with a large display showing '34443' and a green box with '34443'. At the bottom of the form, there are 'Register' and 'Reset' buttons.

Figure 2

- After successful Registration, screen as shown in **Figure 3** will appear, showing message of successful registration.

The screenshot displays the 'Register New PUC User' form on the Ministry of Road Transport and Highways website. A confirmation message box is overlaid on the form, stating: 'Confirmation PUC Centre Details submitted successfully....Forwarded to concerned RTO for approval.' The form fields include: State (dropdown), Office (dropdown), PUC Centre Name, PUC Centre Address, Mobile Number, User Name, confirm Password, PUC Centre Code, PUC Authorised Person, Email id, Password, and Enter Verification Code (with a CAPTCHA image showing '19860' and a refresh button). The page header includes the Ministry logo, 'Online PUC' text, and navigation links like 'Home' and 'Skip to main content'.

Figure 3

This user has to **wait for the approval by the respective RTO** . Once approved by the RTO, PUC Centre **can start using the application**.

On Approval, confirmation SMS and mail will also be received by the user at the registered mobile number and email id.

After this PUC User can logged-in into the system, with the user id and password entered at the time of registration

1.2 Logging-in into the system by PUC User

On the home screen of the system, after giving valid credentials (user id and password), Click **Login**.



The screenshot shows the login interface of the Vahan e-Governance application. The header displays the Ministry of Road Transport and Highways logo and the e-Vahan logo. The main content area includes a 'Login' form with the following fields: 'User Name', 'Password', and 'Enter text shown in the Image*' (with a security code 'L24vFi' and a refresh button). Below the form are 'Login', 'Reset', and 'Forgot Password' buttons. A red arrow points to the 'Login' button.

Figure 4

1.3 Issue PUC

After successful login, screen as shown in **Figure 5** will appear



The screenshot shows the user details page after successful login. The header displays the Ministry of Road Transport and Highways logo and the e-Vahan logo. The main content area includes a 'User Details' box with the following information: 'Welcome : ASDSAD', 'User Type : Puc User', 'State : Delhi', 'Office : MALL ROAD', 'Center Code : DL0010001', and 'Center Address : ASDASD'. A red arrow points to the 'Issue PUC' button in the top navigation bar.

Figure 5

- Click on **Issue PUC** as shown in **Figure 5**, screen
- Enter Registration number of vehicle. The system will try to search the information of vehicle in Vahan database then in National Repository (NR) of Vehicles Information and finally in the information from local repository (*in case vehicle has been issued PUC using the current system*).

- If information is available in any of the system, then it will display the details of vehicle, as shown in **Figure 6**

The screenshot shows the 'Issue PUC' form with the following details:

- Vehicle number: DL01V0000
- Category: MEDIUM GOODS VEHICLE
- Engine Stroke: BHARAT STAGE I
- Make: Akshar Agro Industries
- Model: S
- Date of Manufacturing: 01/Apr/2017
- Fuel: DIESEL
- Existing PUC Details:
 - From: 18/Aug/2017
 - To: 18/Jun/2018
- PUC Details:
 - From: 21/Aug/2017
 - To: 21/Jun/2018
- Prescribed Standard CO: [Empty]
- Measured Level CO: [Empty]
- Prescribed Standard HC: [Empty]
- Measured Level HC: [Empty]
- Fees: 101
- Pollution under control: Yes
- Upload image: [Import button]
- Buttons: Submit, Reset

Figure 6

- If system is unable to get information, then click on the button **Register new vehicle** as shown in **Figure 7**

The screenshot shows the 'Issue PUC' form with an error message: "Vehicle details not found...". The vehicle number is DL01V0001. The form includes a "Register new Vehicle" button and a "Back" button. The header shows the Ministry of Road Transport and Highways, Government of India, and the user is ASDSAD-DL0010001 (Puc User) Delhi, MALL ROAD.

Figure 7

- On clicking **Register New Vehicle**, screen shown in **Figure 8**, will be displayed and after entering the information and clicking on Submit button, control will be taken to Issue PUC screen as shown in **Figure 6**

Issue PUC Reports Edit Profile Logout ASDSAD-DL0010001 (Puc User) Delhi,MALL ROAD

registration New Vehicle

Vehicle number * DL01V0001

State: Select State office: Select Office

vehicle category: Select vehicle category maker: Select Maker

model: Select fuel

norms: Select norms Manufacture Date:

Submit Back

NIC NATIONAL INFORMATICS CENTRE Powered by National Informatics Centre. All Rights Reserved.

Figure 8

- Enter the required details for issuing PUC. System will also fetch some standard information like PUC duration, Fee from the system (*which will be updated by the State Administrator*) as shown in **Figure 9**, if it is there otherwise Centre Person can enter directly as shown in **Figure 10**.

Issue PUC Reports Edit Profile Logout NIC test-DL0510036 (Puc User) Delhi,RAJPUR ROAD/BURARI

Issue PUC

Category: MEDIUM GOODS ENGINE Stroke: BHARAT STAGE

Existing PUC Details:

PUC Details:

Prescribed Standard CO: Prescribed Standard HC: Fees: 101

Upload image: Import

PUC Duration Info

PUC Duration Information for State Delhi Export to excel Export to pdf

(1 of 1)

Vehicle Category	Fuel	Puc Validity (Month)	Puc Fees
MEDIUM GOODS VEHICLE	DIESEL	10	101
HEAVY GOODS VEHICLE	PETROL	6	111
LIGHT GOODS VEHICLE	SOLAR	12	100
LIGHT GOODS VEHICLE	DIESEL	6	50
TWO WHEELER(NT)	PETROL	7	70
HEAVY GOODS VEHICLE	DIESEL	6	55
MEDIUM PASSENGER VEHICLE	LPG ONLY	6	55

(1 of 1) Export to excel Export to pdf

NIC NATIONAL INFORMATICS CENTRE Powered by National Informatics Centre. All Rights Reserved.

Figure 9

Issue PUC

Vehicle number: DL01V0001

Category: LIGHT GOODS VEHICLE | Make: A & A EARTHMOVERS PVT.LTD | Model: WTWET

Engine Stroke: BHARAT STAGE III/IV | Date of Manufacturing: 01/Jul/2017 | Fuel: DIESEL

Existing PUC Details:

PUC Details: From: [] To: []

Prescribed Standard CO: [] | Prescribed Standard HC: []

Pollution under control: Yes

Upload image: + Import

Calendar: Aug 2017 (Date 3 is selected)

NIC NATIONAL INFORMATICS CENTRE | Powered by National Informatics Centre. All Rights Reserved.

Figure 10

- In case Vehicle has been issued PUC using the existing system, then system will display previous information as shown in **Figure 11** else Previous information will be Blank as shown in **Figure 12**.

Online PUC Appl | Home | Skip to main content | Skip to navigation

MINISTRY OF ROAD TRANSPORT AND HIGHWAYS
Government of India

Issue PUC | Reports | Edit Profile | Logout

ASDSAD-DL0010001 (Puc User) Delhi, MALL ROAD

Issue PUC

Vehicle number: DL01V0000

Category: HEAVY GOODS VEHICLE | Make: "ASHOK "LEYLANDDDD "LTD" | Model: UUU

Engine Stroke: Bharat (Trem) Stage III A | Date of Manufacturing: 01/Jun/2017 | Fuel: DIESEL

Existing PUC Details:

PUC Details: From: 03/Aug/2017 To: 03/Dec/2017

Prescribed Standard CO: [] | Measured Level CO: []

Prescribed Standard HC: [] | Measured Level HC: []

Pollution under control: Yes

NIC NATIONAL INFORMATICS CENTRE | Powered by National Informatics Centre. All Rights Reserved.

Figure 11

Online Issuance of PUC Certificate (User Manual)

Online PUC Application

Home Skip to main content Skip to navigation

MINISTRY OF ROAD TRANSPORT AND HIGHWAYS
Government of India

e-Vahan

Issue PUC Reports Edit Profile Help Logout

KUNAL TEST-DL0010006 (PUC USER) Delhi, MALL ROAD

Issue PUC

Vehicle Number: DL3CB05674

Category: HEAVY GOODS VEHICLE Make: NICE INTERNATIONAL LTD Model: 139

Engine Stroke: BHARAT STAGE III/IV Registration Date: 03/Sep/2017 Fuel: CNG ONLY

Existing PUC Details: From: 28/Sep/2017 To: 28/Mar/2018

PUC Details: From: 28/Sep/2017 To: 28/Mar/2018

Prescribed Standard CO: 4.00000 Measured Level CO:

Prescribed Standard HC: 5.00000 Measured Level HC:

Fees: 100 Pollution under control: Yes

Submit Reset

Figure 12

- System also has provision to upload the picture Vehicle while getting examined for pollution parameters as shown in **Figure 13**.

Issue PUC

Vehicle number: DL01V0000

Category: MEDIUM GOODS VEHICLE Make: Akshar Agro Industries Model: 5

Engine Stroke: BHARAT STAGE I Date of Manufacturing: 01/Apr/2017 Fuel: DIESEL

Existing PUC Details: From: 18/Aug/2017 To: 18/Jun/2018

PUC Details: From: 21/Aug/2017 To: 21/Jun/2018

Prescribed Standard CO: 4.00000 Measured Level CO: 1.00000

Prescribed Standard HC: 2.00000 Measured Level HC: 1.00000

Fees: 101 Pollution under control: Yes

Upload image: Import

Submit Reset

Powered by National Informatics Centre. All Rights Reserved.


Figure 13

- On Submit, confirmation screen as shown in **Figure 14** will appear.

Print Puc Certificate

Vehicle number *
DL01V0000

Category:: MEDIUM GOODS VEHICLE Make:: Akshar Agro Industries
 Engine Stroke:: BHARAT STAGE I Model:: 5
 Date of Manufacturing :: 01/Apr/2017 Fuel:: DIESEL
 Prescribed Standard CO:: 4.00000 Measured Level CO :: 1.00000
 Prescribed Standard HC:: 2.00000 Measured Level HC:: 1.00000
 Fees:: 101.0 Pollution under control:: yes



NIC NATIONAL INFORMATICS CENTRE Powered by National Informatics Centre. All Rights Reserved.

Figure 14

- On clicking **Print**, print preview of the certificate will be displayed as shown in **Figure 15**.

POLLUTION UNDER CONTROL CERTIFICATE (All India Valid)
 Authorised By: Transport Commissioner Delhi

S.No. DL05100360000049
 Registration No. DL01V0000
 Make Akshar Agro Industries
 Model 5
 Type-(2/3/4 Wheeler) 4 Wheeler
 Engine Stroke(2/4) 2 Stroke
 Date of Registration 01/Apr/2017
 Emission Norms BHARAT STAGE I
 Fuel DIESEL
 Date of Testing 21/Aug/2017

Certified that the vehicle conforms the standards prescribed under rule 115(2) of CMV Rules 1989

PETROL /CNG/LPG DRIVEN VEHICLES
 CO Level at Idling(% Volume) (PPM)
 HC Level at idling (RPM)

Fuel	Prescribed Standard CO	Measured Level	Prescribed Standard HC	Measured Level
Petrol	4.0	1.0	2.0	1.0
CNG/LPG	4.0	1.0	2.0	1.0

At High idle RPM 2500+200 Measured RPM.....

CO%		Lambda (RPM-2500+200)	
Prescribed	Actual	Prescribed	Actual
13.26	01.56	1.0510	

Time of Testing 11:02:02
 Certificate Valid upto 21/Jun/2018
 Fee Charged : 101.0
 In case of any complaint Please write to Transport Commissioner Delhi

Authorised Signatory :
 Name:
 Authorised Centre Code: DL0510036
 Authorised Centre Name: NIC test
 Address: kunal maiti, A/ 2D skyline apartment, 79. k.d. muk




Figure 15

1.4 Reports section

Click on **Reports** in Menu of home page, which will be displayed after successful logging-in into the system. In this section PUC User can

1.4.1 Reprint PUC Certificate

- User will **enter vehicle number** and click **PUC Details button** in the screen shown in **Figure 16**. which will be displayed by clicking Reprint PUC sub menu under Reports menu



Online Home Skip to main content Skip to navigation A+ A A-

MINISTRY OF ROAD TRANSPORT AND HIGHWAYS
Government of India

Issue PUC Reports Edit Profile Logout ASDSAD-DI.0010001 (Puc User) Delhi, MALL ROAD

Reprint Puc Certificate

Vehicle number *

PUC Details

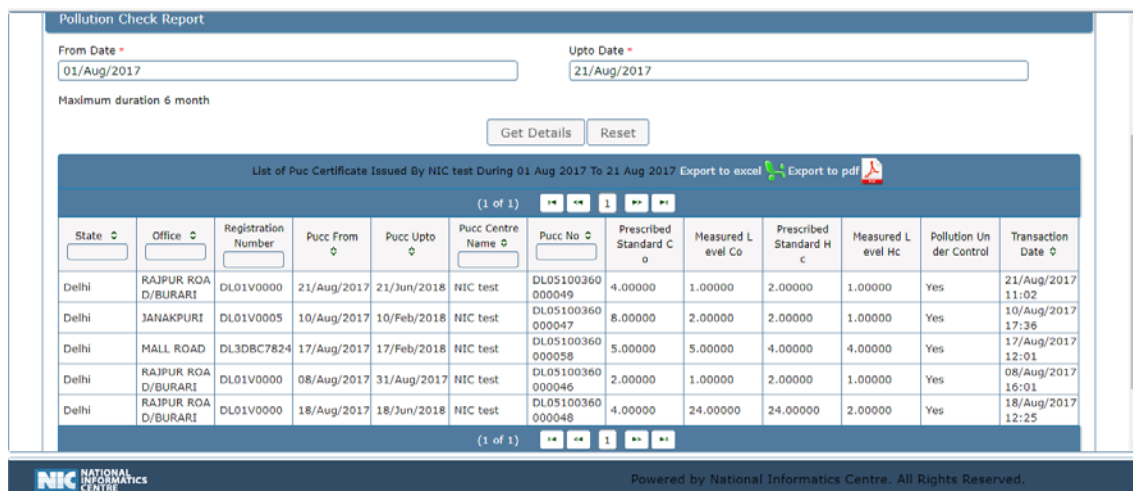
NIC NATIONAL INFORMATICS CENTRE Powered by National Informatics Centre, All Rights Reserved.

Figure 16

- In case any details of PUC issued are found in the system, the all details will be displayed as shown in **Figure 13**. Print can be taken as per instructions stated earlier.

1.4.2 List of PUC Certificate Issued¹

This option is used to have the report of all PUC issued during the selected period. On clicking this option in Reports menu, the page for entering duration² (**From and To date**), will be displayed. After **entering the date** and clicking on **Get Details**, will display all the PUC issued during the selected period as shown in **Figure 17**.



Pollution Check Report

From Date * 01/Aug/2017 Upto Date * 21/Aug/2017

Maximum duration 6 month

Get Details Reset

List of Puc Certificate Issued By NIC test During 01 Aug 2017 To 21 Aug 2017 Export to excel Export to pdf

State	Office	Registration Number	Pucc From	Pucc Upto	Pucc Centre Name	Pucc No	Prescribed Standard C	Measured L level Co	Prescribed Standard H c	Measured L level Hc	Pollution Under Control	Transaction Date
Delhi	RAJPUR ROAD/BURARI	DL01V0000	21/Aug/2017	21/Jun/2018	NIC test	DL05100360000049	4.00000	1.00000	2.00000	1.00000	Yes	21/Aug/2017 11:02
Delhi	JANAKPURI	DL01V0005	10/Aug/2017	10/Feb/2018	NIC test	DL05100360000047	8.00000	2.00000	2.00000	1.00000	Yes	10/Aug/2017 17:36
Delhi	MALL ROAD	DL3DBC7824	17/Aug/2017	17/Feb/2018	NIC test	DL05100360000058	5.00000	5.00000	4.00000	4.00000	Yes	17/Aug/2017 12:01
Delhi	RAJPUR ROAD/BURARI	DL01V0000	08/Aug/2017	31/Aug/2017	NIC test	DL05100360000046	2.00000	1.00000	2.00000	1.00000	Yes	08/Aug/2017 16:01
Delhi	RAJPUR ROAD/BURARI	DL01V0000	18/Aug/2017	18/Jun/2018	NIC test	DL05100360000048	4.00000	24.00000	24.00000	2.00000	Yes	18/Aug/2017 12:25

NIC NATIONAL INFORMATICS CENTRE Powered by National Informatics Centre, All Rights Reserved.

Figure 17

¹ All report can be exported to excel and pdf format

² Maximum duration allowed is 6months

1.5 Edit Profile

This section helps PUC User to their Personal details and change the password.

1.5.1 Edit Personal Details

- Click on Edit Personal Details sub menu under Edit Profile Menu. Screen as shown in Figure 18, will be displayed containing existing details.
- After updating the details, click on **Update** button.

The screenshot shows the 'Edit User Details' form within the online PUC system. The form is titled 'Edit User Details' and contains the following fields: 'User Name' (pre-filled with 'kunalmaiti'), 'Name' (pre-filled with 'ASDSAD'), 'Address 1' (pre-filled with 'ASDSAD'), 'Mobile no' (pre-filled with '8010081102'), and 'Email id' (pre-filled with 'kunalmaiti@gmail.com'). There are 'Update' and 'Reset' buttons at the bottom of the form. The page header includes 'Issue PUC Reports Edit Profile Logout' and 'ASDSAD-DL0010001 (Puc User) Delhi, MALL ROAD'. The footer includes the NIC logo and 'Powered by National Informatics Centre. All Rights Reserved.'.

Figure 18

1.5.2 Change Password

PUC user can change password from this page, as shown in **Figure 19**, which will appear after clicking on the menu.

The screenshot shows the 'Change Password' form within the online PUC system. The form is titled 'Change Password' and contains the following fields: 'Old Password', 'New Password 1', and 'New Password 2'. There are 'Save' and 'cancel' buttons at the bottom of the form. The page header includes 'Online PUC', 'Home', 'Skip to main content', 'Skip to navigation', and 'e-Vahan'. The footer includes the NIC logo and 'Powered by National Informatics Centre. All Rights Reserved.'.

Figure 19

1.6 Logout

This option is used to logout of the system after completing the activities assigned for PUC user.

2. RTO User

These are the users, already registered in the Vahan system³ with respect to various RTOs in the respective states. No separate registration is required. User Id and password assigned in vahan system is being used to logging-in the system

2.1 Approve PUC User

PUC user registered in section 1.1, are being approved by RTO User, after which PUC user can start using the system. After approval by the respective RTO, he/she can perform following activities, after logging-in the system with the registered user id and password

2.2 Reports

2.2.1 Display PUC User

Under this section PUC user registered under the respective RTO, will be displayed here. From here PUC Users can be made Inactive also. After this action they won't be able to use the system.

2.2.2 List of PUC certificate Issued

2.3 Logout

After logging-in into the system from the home screen as RTO User with vahan credentials from the screen **Figure 1**, screen shown in **Figure 20** is displayed

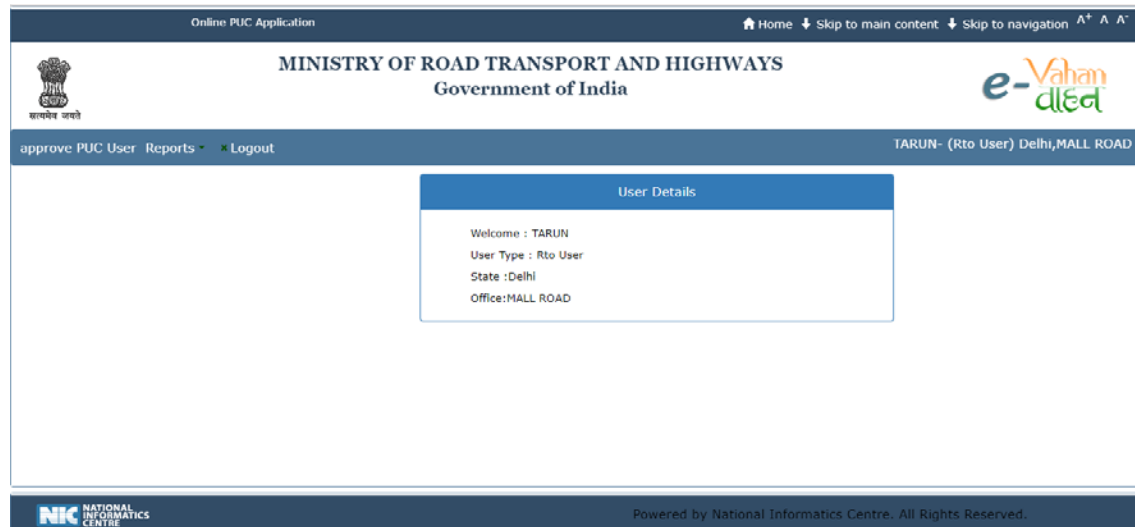


Figure 20

2.1 Approve PUC User

This page RTO user verify details and approve/Reject PUC user registered under the respective RTOs as shown in **Figure 21**. User can select single or multiple records. After Approval user will get SMS and mail on the registered mobile number and email.

³ RTO User has to be given rights to use the system. This will be done by RTO admin in Vahan 4 system.

Approve PUC User

PUC User Approval Status: Pending

Puc user list with state Delhi and . MALL ROAD

Puc Centre Code	Puc Authorized Name	Puc Address	Request Date
DL0010010	PUC TEST CENTRE	34, BLOCK 6, ANDREWS GANJ	2017-08-17 11:57:05.170407

Approve User Reject User

Figure 21

2.2 Reports

2.2.1 Display PUC User

List of PUC Centres as shown in **Figure 22**, under logged-in RTO jurisdiction can be taken out.

Display User Details

Export to excel Export to pdf

(1 of 1)

Puc Centre Code	Puc Authorized Name	Puc Address	Puc Approval Status	Puc Centre Status	Created Date
DL0010002	ASGASG	AGGA	Active	Active	2017-07-11 17:18:59.989
DL0010004	SDFSDF	ASFASF SDFS	Active	Active	2017-07-13 11:04:46.743
DL0010003	AHANA	23.31/3RSDADASD SDFSDF SDFSDF-346346	Active	Active	2017-07-13 11:03:14.687
DL0010001	ASDSAD	ASDASD	Active	Active	2017-07-11 12:17:49.822
DL0010005	SDGSDG	SDG SDG	Active	Active	2017-08-02 14:39:58.632
DL0010006	DEMO CENTER	TEST, TEST 123456	Active	Active	2017-08-03 11:37:57.563

(1 of 1)

Export to excel Export to pdf

Figure 22

2.2.2 List of PUC Certificate Issued

This option is used to have the report of all PUC issued during the selected period, as shown in **Figure 23**.

RTO User can take out the list of PUC issued by All PUC Centres or a particular one under their jurisdiction.

On clicking this option in Reports menu, the page for selection RTO and entering duration⁴ (**From and To date**), will be displayed. After **entering the date** and clicking on **Get Details**, will display all the PUC issued during the selected period as shown in **Figure 23**

PUC Center	Total Number Of Vehicles Check For Pollution	PUC Issued	Notice Issued
VINAY RAJAN	1	1	0
SARAVANAN PUCC	1	1	0
NIC test	5	5	0

Figure 23

- Click on Count, Complete detailed list of PUC certificates will be displayed as shown in **Figure 24**

State	Office	Registrat ion Num ber	Pucc Fro m	Pucc Upt o	Pucc Cen tre Name	Pucc No	Prescribe d Stand ar d Co	Measure d Level C o	Prescribe d Stand ar d Hc	Measure d Level H c	Pollution Under Co ntrol	Transacti on Date
Delhi	RAJPUR R OAD/BURA RI	DL01V000 0	21/Aug/20 17	21/Jun/20 18	NIC test	DL051003 60000049	4.00000	1.00000	2.00000	1.00000	Yes	21/Aug/20 17 11:02
Delhi	JANAKPUR I	DL01V000 5	10/Aug/20 17	10/Feb/20 18	NIC test	DL051003 60000047	8.00000	2.00000	2.00000	1.00000	Yes	10/Aug/20 17 17:36
Delhi	MALL ROA D	DL3DBC78 24	17/Aug/20 17	17/Feb/20 18	NIC test	DL051003 60000058	5.00000	5.00000	4.00000	4.00000	Yes	17/Aug/20 17 12:01
Delhi	RAJPUR R OAD/BURA RI	DL01V000 0	08/Aug/20 17	31/Aug/20 17	NIC test	DL051003 60000046	2.00000	1.00000	2.00000	1.00000	Yes	08/Aug/20 17 16:01
Delhi	RAJPUR R OAD/BURA RI	DL01V000 0	18/Aug/20 17	18/Jun/20 18	NIC test	DL051003 60000048	4.00000	24.00000	24.00000	2.00000	Yes	18/Aug/20 17 12:25

Figure 24

2.3 Logout

This option is used to logout of the system after completing the activities assigned for RTO user.

⁴ Maximum duration allowed is 1month

3. State Admin User

These are the users, already registered in the Vahan system with respect to various states in the country. No separate registration is required. User Id and password assigned in vahan system is being used to logging-in the system

3.1 PUC Duration

In this page user, state administrator can Enter/Edit standard PUC related parameters like duration, fees etc for a particular vehicle type and fuel type as per the guidelines of the respective State Transport authority. This information is used to calculate Upto date while issuing PUC Certificate.

3.2 Reports

3.2.1 Display PUC User

Under this section PUC user registered under the all or particular RTO in the respective states, will be displayed here.

3.2.2 List of PUC certificate Issued

State Admin can take out the list of PUC issued by PUC Centres (All or Particular) in All RTOs or of a particular RTO, under their jurisdiction.

3.3 Logout

After logging-in into the system from the home screen as RTO User with vahan credentials from the screen **Figure 1**, screen shown in **Figure 25** is displayed

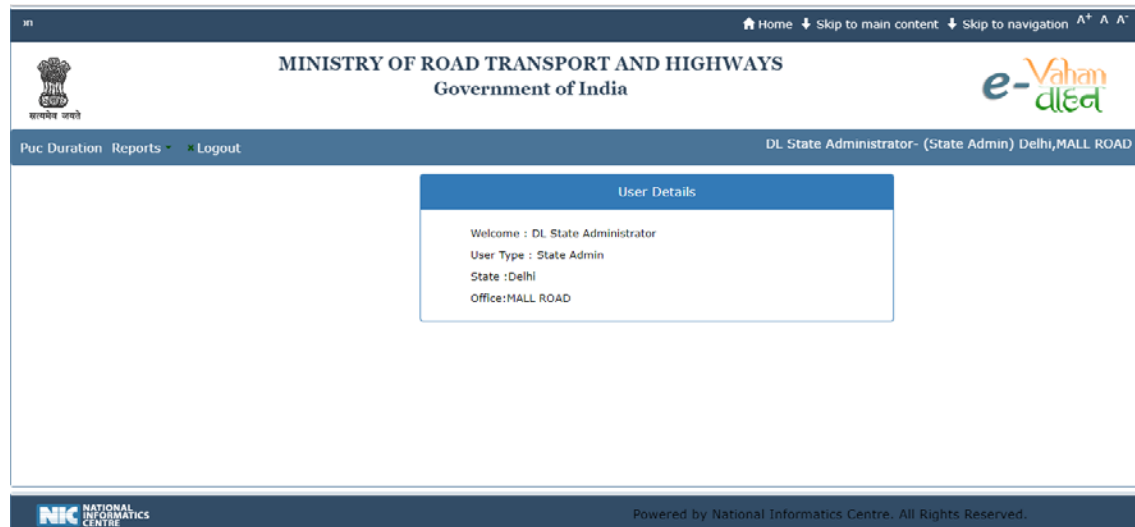


Figure 25

3.1 Add/Edit/Delete PUC Parameters

In this page user, can Enter/Edit standard PUC related parameters like duration, fees etc for a particular vehicle type and fuel type as per the guidelines of the respective State Transport authority, as shown in **Figure 26**. This information is used to calculate Upto date while issuing PUC Certificate.

Government of India

DL State Administrator - (State Admin) Delhi,

Puc Duration Reports Logout

Manage Puc Duration

Add Puc Duration View/Edit Puc Duration Delete Puc Duration

vehicle category:
Select vehicle category

fuel:
Select fuel

Puc Duration(In Months):

Puc Fees:

Reset

NIC NATIONAL INFORMATICS CENTRE

Powered by National Informatics Centre. All Rights Reserved.

Figure 26

➤ On clicking **View/Edit Duration** Tab, screen shown in **Figure 27**, will be displayed.

Government of India

DL State Administrator - (State Admin) Delhi,

Puc Duration Reports Logout

Manage Puc Duration

Add Puc Duration View/Edit Puc Duration Delete Puc Duration (1 of 1)

Vehicle Category	Fuel	Puc Validity	Puc Fees
MEDIUM GOODS VEHICLE	DIESEL	10	101
HEAVY GOODS VEHICLE	PETROL	6	111
LIGHT GOODS VEHICLE	SOLAR	12	100
LIGHT GOODS VEHICLE	DIESEL	6	50
TWO WHEELER(NT)	PETROL	7	70
HEAVY GOODS VEHICLE	DIESEL	6	55
MEDIUM PASSENGER VEHICLE	LPG ONLY	6	55

(1 of 1)

NIC NATIONAL INFORMATICS CENTRE

Powered by National Informatics Centre. All Rights Reserved.

Figure 27

➤ On clicking **Delete Duration** Tab, screen shown in **Figure 28**, will be displayed.

Vehicle Category	Fuel	Puc Validity	Puc Fees
MEDIUM GOODS VEHICLE	DIESEL	10	101
HEAVY GOODS VEHICLE	PETROL	6	111
LIGHT GOODS VEHICLE	SOLAR	12	100
LIGHT GOODS VEHICLE	DIESEL	6	50
TWO WHEELER(N T)	PETROL	7	70
HEAVY GOODS VEHICLE	DIESEL	6	55
MEDIUM PASSENGER VEHICLE	LPG ONLY	6	55

Figure 28

3.2 Reports

3.2.1 Display PUC User

List of approved PUC Centres in All RTOs or particular one can be taken out from this option, shown in **Figure 29**. This list also has the provision to get exported to Excel and pdf.

Pucc Centre Code	Pucc Authorised Name	Pucc Address	Pucc Approval Status	Pucc Centre Status	Created Date
DL0010002	ASGASG	AGGA	Active	Active	2017-07-11 17:18:59.989
DL0010004	SDFSD	ASFASF SDF	Active	Active	2017-07-13 11:04:46.743
DL0010003	AHANA	23-31/3RSDADASD SDFDSF SDFSD-346346	Active	Active	2017-07-13 11:03:14.687
DL0010001	ASDSAD	ASDASD	Active	Active	2017-07-11 12:17:49.822
DL0010005	SOOSDG	SDG SDG	Active	Active	2017-08-02 14:39:58.632
DL0010006	DEMO CENTER	TEST, TEST 123456	Active	Active	2017-08-03 11:37:57.563

Figure 29

3.2.2 List of PUC Certificate Issued

State Admin can take out the list of PUC issued by PUC Centres (All or Particular) in All RTOs or of a particular RTO, under their jurisdiction.

On clicking this option in Reports menu, the page for selection RTO, PUC Centre and entering duration⁵ (**From and To date**), will be displayed. After **entering the date** and clicking on **Get Details**, will display summary of all the PUC issued during the selected period as shown in **Figure 30**.

⁵ Maximum duration allowed is 1month

Puc Duration Reports [Logout](#) DL State Administrator- (State Admin) Delhi,

Pollution Check Report

Office: PUC Center:
 From Date: Upto Date:
 Maximum duration 1 month

[Get Details](#) [Reset](#)

List of Puc Summary Issued By All During 01 Aug 2017 To 21 Aug 2017 [Export to excel](#) [Export to pdf](#)

(1 of 1) [1](#) [2](#) [3](#) [4](#) [5](#)

PUC Center	Total Number Of Vehicles Check For Pollution	PUC Issued	Notice Issued
VINAY RAJAN	1	1	0
SARAVANAN PUCC	1	1	0
NIC test	5	5	0

(1 of 1) [1](#) [2](#) [3](#) [4](#) [5](#)

164.100.78.110/puc/views/PollutionCheckedVehicleReport.shtml#f Powered by National Informatics Centre. All Rights Reserved.

Figure 30

- On Clicking the count, detailed list as shown in **Figure 31** will be displayed.

Puc Duration Reports [Logout](#) DL State Administrator- (State Admin) Delhi,

PUC Duration Info

List of Puc Summary Issued By All During 01 Aug 2017 To 21 Aug 2017 [Export to excel](#) [Export to pdf](#)

(1 of 1) [1](#) [2](#) [3](#) [4](#) [5](#)

State	Office	Registration Number	Pucc From	Pucc Upto	Pucc Centre Name	Pucc No	Prescribed Standard Co	Measure Level C	Prescribed Standard Hc	Measure Level Hc	Pollution Under Control	Transaction Date
Delhi	RAJPUR ROAD/BURARI	DL01V0000	21/Aug/2017	21/Jun/2018	NIC test	DL05100360000049	4.00000	1.00000	2.00000	1.00000	Yes	21/Aug/2017 11:02
Delhi	JANAKPURI	DL01V0005	10/Aug/2017	10/Feb/2018	NIC test	DL05100360000047	8.00000	2.00000	2.00000	1.00000	Yes	10/Aug/2017 17:26
Delhi	MALL ROAD	DL3DBC7824	17/Aug/2017	17/Feb/2018	NIC test	DL05100360000058	5.00000	5.00000	4.00000	4.00000	Yes	17/Aug/2017 12:01
Delhi	RAJPUR ROAD/BURARI	DL01V0000	08/Aug/2017	31/Aug/2017	NIC test	DL05100360000046	2.00000	1.00000	2.00000	1.00000	Yes	08/Aug/2017 16:01
Delhi	RAJPUR ROAD/BURARI	DL01V0000	18/Aug/2017	18/Jun/2018	NIC test	DL05100360000048	4.00000	24.00000	24.00000	2.00000	Yes	18/Aug/2017 12:25

(1 of 1) [1](#) [2](#) [3](#) [4](#) [5](#)

[Export to excel](#) [Export to pdf](#) Powered by National Informatics Centre. All Rights Reserved.

Figure 31

3.3 Logout

This option is used to logout of the system after completing the activities assigned for State Admin user.